

adaptTo()

EUROPE'S LEADING AEM DEVELOPER CONFERENCE

28th – 30th SEPTEMBER 2020

TouchUI Dialog Designer

Andrei Shilov & Jannik Egger, diva-e

Andrei & Jannik



Andrei Shilov

AEM Developer @ diva-e

https://twitter.com/Andrew_Shilov



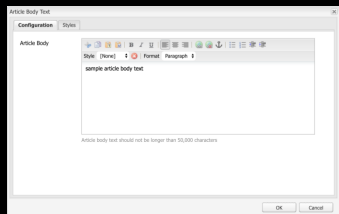
Jannik Egger

Frontend Developer @ diva-e

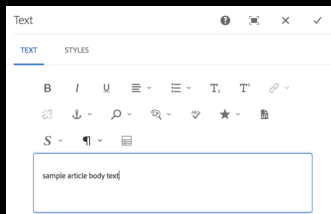
Time travel

..... CQ 5.3 CQ 5.4 CQ 5.5 AEM 5.6 AEM 6.3 AEM 6.4 AEM 6.5
2010 2013 2018

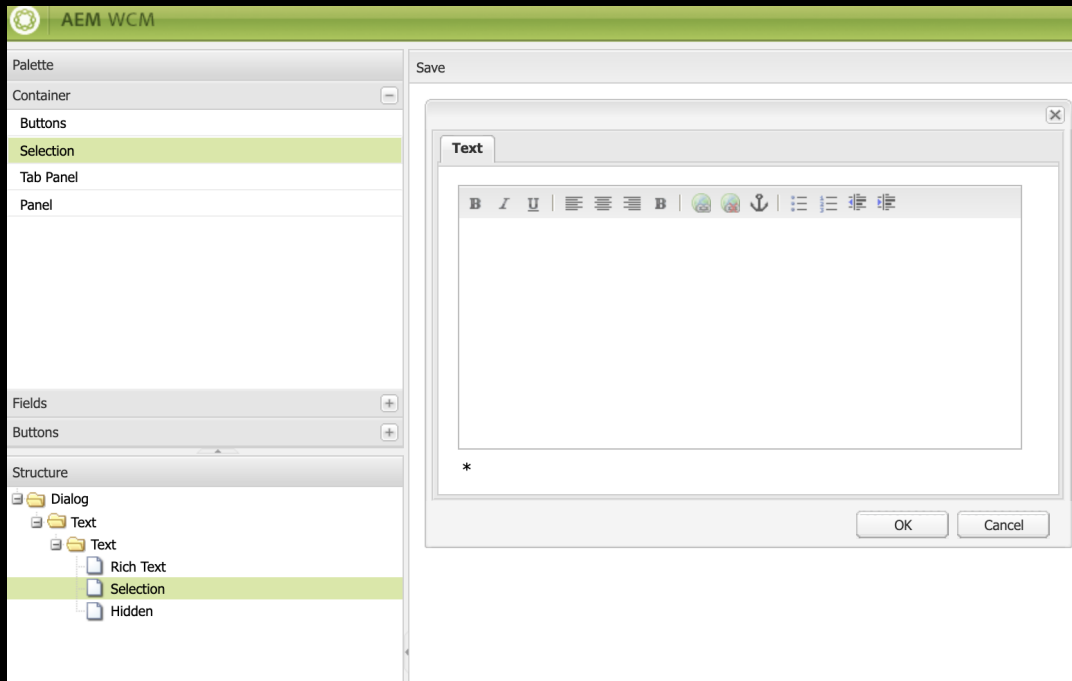
Classic / ExtJS




Touch UI



2010



2020



Our Idea

- Main goal is to get a WhatYouSeelsWhatYouGet experience
- Easy to use for the business side of a project
- XML & JSON generation for developers and integration
- Easy to maintain

Business values

- Rapid feedback loop for business and developers
 - Time efficient
 - Better flexibility / agile way of working
 - Increase User Experience for Authors
 - Force2Think
- As a developer we like to delegate as much as possible
 - Creating authors dialogs should be done by business

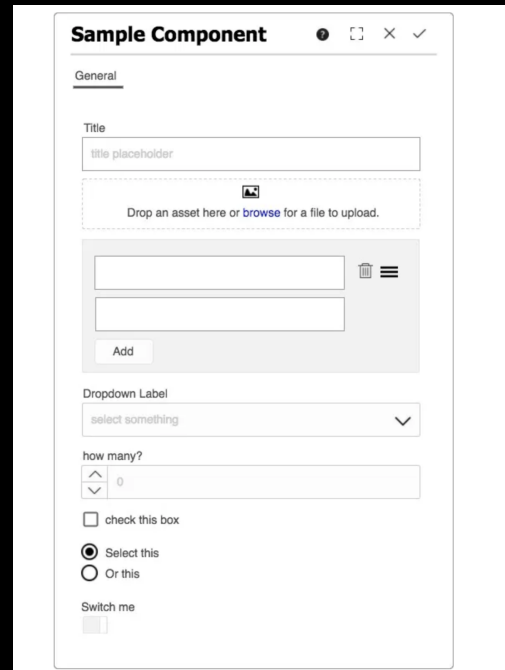
Every company has in 2019/2020



Existing solution

Draw.io

- Not exactly a component generator
- Blog-Post:
 - <https://blogs.perficient.com/2018/08/02/mockup-aem-dialogs-with-draw-io-and-this-library/>



The screenshot shows a 'Sample Component' dialog box with a title bar containing a close button, a maximize button, and a checkmark. The dialog is divided into a 'General' tab and a 'Title' section. The 'Title' section contains a text input field with the placeholder 'title placeholder'. Below this is a dashed box containing an image icon and the text 'Drop an asset here or browse for a file to upload.' Below the dashed box is a list of two empty text input fields, each with a trash icon and a menu icon to its right. Below the list is an 'Add' button. Below the 'Add' button is a 'Dropdown Label' section with a text input field containing 'select something' and a dropdown arrow. Below the dropdown is a 'how many?' section with a text input field containing '0' and a dropdown arrow. Below the 'how many?' section is a 'check this box' section with a checkbox and the text 'check this box'. Below the checkbox is a 'Select this' section with a radio button and the text 'Select this'. Below the radio button is an 'Or this' section with a radio button and the text 'Or this'. Below the 'Or this' section is a 'Switch me' section with a switch and the text 'Switch me'.

Existing solution

AEM Components Generator

- Solves a bit different problem, more general.
- Links:
 - <https://github.com/adobe/aem-component-generator>
 - <https://adapt.to/2020/en/schedule/aem-component-generator.html>

Demo Time

Current Limitations

- No custom Javascript for the fields
- Partial functions could not be reused currently
- Complex nesting is not fully supported
- Special parameters for GraniteUI partially supported

Roadmap

- Deeper integration with Components Generator JSON schema
- Autoloading custom components
- Custom dialog validations support
- Custom persistence store
- Dialog management (Export & Import)
- Anything community can suggest :)

- Github Repository
 - <https://github.com/diva-e/dialog-designer>
- Live Demo
 - <https://diva-e.github.io/dialog-designer/>
- How to contribute?
 - <https://github.com/diva-e/dialog-designer/tree/develop/CONTRIBUTING.md>

Any questions are welcome :)